

GROUP LEADER

HANDBOOK



Cedar Valley Church Mission:
Leading people from where they are to where God wants them to be.

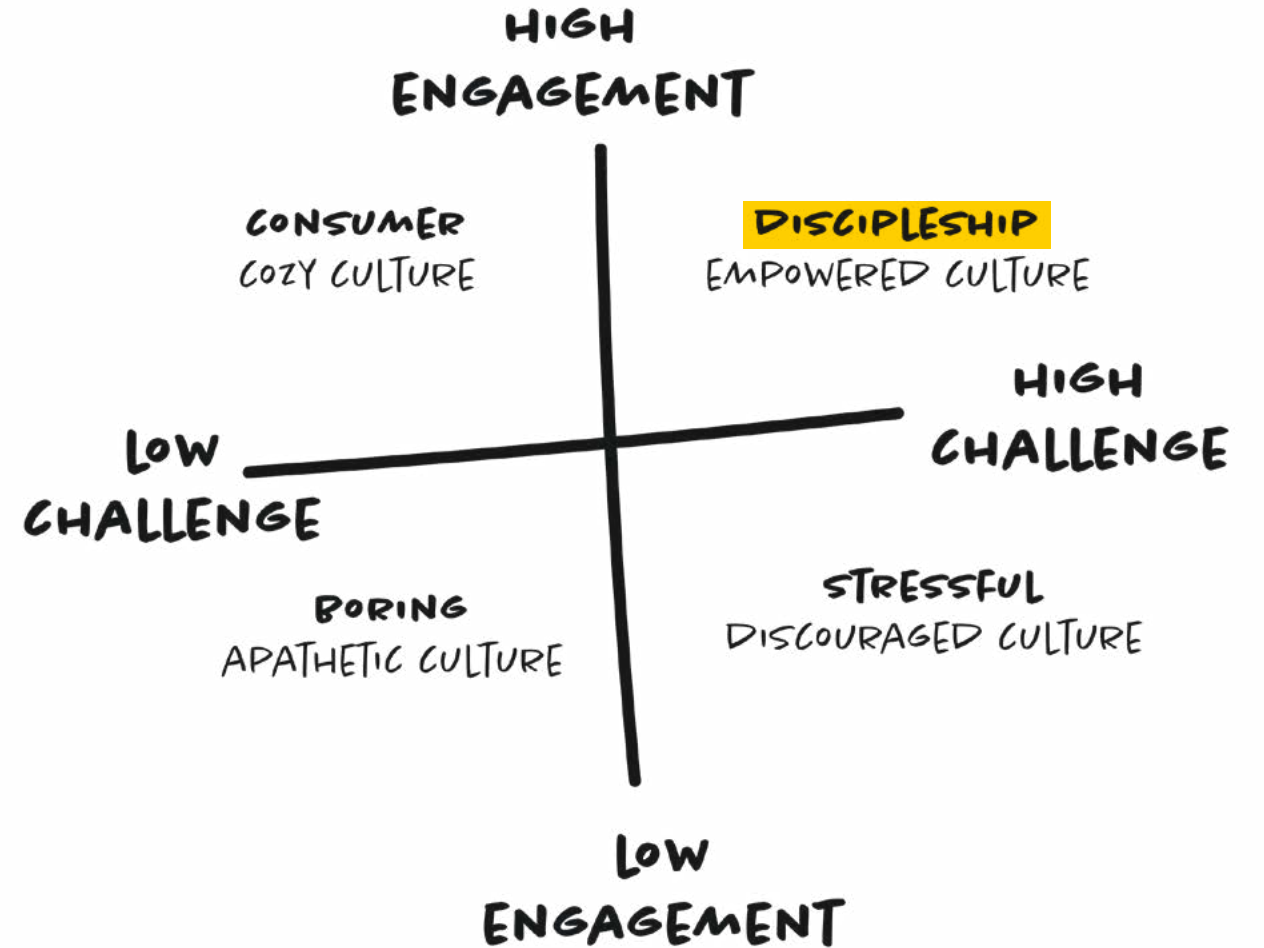
Cedar Valley Church Vision:
We dream of being a vibrant, multi-ethnic, multi-generational church reflecting Jesus to our neighbors and the nations.

This book belongs to: _____

My coach is: _____

My coach's contact info: _____

THE MATRIX



WELCOME TO GROUPS AT CEDAR VALLEY!

Hey, GLs!

We take the responsibility to train, equip, and resource you very seriously.

At Cedar Valley, the goal for Life Groups is **discipleship**—to come **alongside people and help them in their spiritual journey**. This is the heart of God and the heart of this church! The byproduct of healthy Life Groups is a godly community, friendship, and fun. These are certainly things we all need and enjoy.

We affirm your calling to this ministry and look forward to seeing your group in action this year!

Thank you for your **commitment, your attention to detail, and your ongoing sacrifice**.

Please take advantage of all the resources and materials offered and ask clarifying questions. We're here to serve you!

Lastly, may God give you grace to lead your group full of faith, hope, and love.

You've got this!

—Groups Leadership Team

TABLE OF CONTENTS

The Model	4
The Plan	6
The Standard	7
Role Expectations & Requirements	7
Lead by Example	9
Group Dynamics	10
Preparation	10
The Leader	11
The People	11
The Environment	13
The Discussion	14
The Curriculum	16
How to Multiply	17
Hindrances to Discipleship	18
Coaching	19
Change Our World	20
Flow-on Effect of Discipleship	20
Local Serve	20
Global Teams	21
Enhancement & Spiritual Growth	22
Group Leader Agreement	24
Resources	25

THE MODEL

Following Jesus is a *lifetime journey*, and *it's not meant to be done alone*. Our faith is designed to be lived out in genuine relationships. **Community is where faith becomes real.**

Community is where faith becomes real.

Life Groups are groups of people seeking to live out authentic Christianity. They're places of encouragement, spiritual guidance, strength when you need it most, and where you can hang out and be your real self. Jesus modeled this very thing with His disciples.

We model Life Groups after the early church, as described in the Book of Acts, where the church grew tremendously in Jerusalem. Small group meetings in homes helped lay the foundation of this growth. ***Small groups enable us to build community and care for people.***

All the believers devoted themselves to the apostles' teaching, and to fellowship, and to sharing in meals, and to prayer. A deep sense of awe came over them all, and the apostles performed many miraculous signs and wonders. And all the believers met together in one place and shared everything they had. They sold their property and possessions and shared the money with those in need. They worshiped together at the Temple each day, met in homes for the Lord's Supper, and shared their meals with great joy and generosity—all the while praising God and enjoying the goodwill of all the people. And each day the Lord added to their fellowship those who were being saved. —Acts 2:42–47 NLT

We believe every person is created with God-given potential to make a difference in the world. Life Groups are a place where we can grow with others to **become more like Jesus**, reaching the potential God has put inside of us and helping others reach theirs.

Through Life Groups, the key elements of **discipleship, hospitality, evangelism, and service** enable us to live out the Great Commandment, New Commandment, and Great Commission. By acting on these commands daily, we progress from loving God to loving each other and loving our neighbors and nations.

GREAT COMMANDMENT

... 'You must love the Lord your God with all your heart, all your soul, and all your mind.' This is the first and greatest commandment. A second is equally important: 'Love your neighbor as yourself.'

—Matthew 22:37–39

NEW COMMANDMENT

"So now I am giving you a new commandment: Love each other. Just as I have loved you, you should love each other. Your love for one another will prove to the world that you are my disciples."

—John 13:34–35

GREAT COMMISSION

"Therefore, go and make disciples of all the nations, baptizing them in the name of the Father and the Son and the Holy Spirit. Teach these new disciples to obey all the commands I have given you."

—Matthew 28:19–20a

THE PLAN

LIFE GROUPS MEET WEEKLY

Adults have three seasons: fall, winter, and spring. In the fall, adult groups are encouraged to study the current teaching series. For the winter and spring sessions, GLs are free to choose what to study if the material has been approved by the pastor or ministry lead. These groups meet in a variety of places, such as homes, restaurants, coffee shops, or Cedar Valley. New groups typically start at the beginning of each group season. **Adults are welcome to sign up at any time during a season.**

Early Childhood, Elementary, and Middle and High School Life Groups run on Wednesdays during the school year (September through May). These groups use preset material and meet at Cedar Valley. Kids and students are welcome to join at any time during the group year. **There is no sign-up; they can just show up.**

LIFE GROUP COMPONENTS

Our strategic plan for groups includes components outside of the group, and we'd like everyone to participate. These components enhance the group experience, help in spiritual growth, and help us reach our world for Jesus.

- Local Serves
- Global Teams
- Fall & Winter Launches
- Connects (also includes Invite Nights, One Big Party, Bring A Friend Nights)
- Pause & Pray
- Prayer Circles
- GL Trainings
- Volunteer Celebration

Watch for specific event information about Groups communication in the GL eNews.

THE STANDARD

Now these are the gifts Christ gave to the church: the apostles, the prophets, the evangelists, and the pastors and teachers. Their responsibility is to equip God's people to do His work and build up the church, the body of Christ. This will continue until we all come to such unity in our faith and standard of Christ. —Ephesians 4:11-13

ROLE EXPECTATIONS & REQUIREMENTS

Title: Life Group Leader (GL)

Description | God has a part for all of us to play in the body of Christ. GLs come alongside ministry leads, coaches, CV pastors, and staff to help shepherd people.

Know the state of your flocks and put your heart into caring for your herd. —Proverbs 27:23

Expectations | Discipleship is helping people take intentional steps to begin or deepen a relationship with Jesus by guiding their growth through prayer, Bible reading, community, and service.

GLs intentionally focus on the discipleship goals and needs of group members and themselves, seeking guidance from the Holy Spirit and godly counsel. The **Group Feedback Form** and **Group Leader Evaluation** are tools to help GLs assess where they are and identify areas for improvement.

Inside the front cover of this manual is **The Matrix**. The Matrix is our guide to discipleship in groups. A group with High Challenge and High Engagement will land in a place of healthy discipleship.

In a **High Challenge group**, participants are prepared for discussion each week. They independently study the work, are comfortable praying out loud, and are involved in other areas of the church.

In a **High Engagement group**, participants consistently attend, participate in discussion and fellowship, and listen to others when speaking.

Group Feedback Form and Group Leader Evaluations can be found on the website at cvchurch.org/leadagroup.

Requirements

All GLs

1. Complete Cedar Valley Church Membership.
2. Complete a Background Check.
3. Meet with the department pastor or ministry lead.
4. Complete a GL Leader Agreement.
5. Complete training with the administrative assistant.
6. Throughout each season/year, meet with and respond to your coach.
7. Be aware of how group members are moving forward in their spiritual walk.
8. Attend the GL Trainings.
9. Review GL eNews monthly to stay informed and in tune.
10. Fill out the Group Feedback Form and Group Leader Evaluation 2x per year with your coach.

Adult GLs

1. Complete the Life Group profile.
2. Keep the roster up to date, adding or removing members as needed.
3. Respond in a timely manner to new group members joining your group.
4. Schedule all Life Group meetings in MyCVC or the Lead App.
5. Submit regular attendance.
6. Be on the lookout for potential new GLs within your group.

Early Childhood, Elementary, and Middle & High School GLs

1. Complete the Minor Protection Policy.
2. Complete the Adult Application to Work with Kids.

LEAD BY EXAMPLE

Leading a group isn't just about leading a discussion—it's about committing to *living lives that embody Jesus' characteristics*.

1. We lead by living as examples. As leaders, our lives should reflect the glorious Gospel that we proclaim. Paul wrote in his letter to the Corinthians in **1 Cor. 11:1**, *“And you should imitate me as I imitate Christ.”*

2. We lead by serving. As leaders, we lead by modeling servanthood. *For even the Son of Man came not to be served but to serve others and to give His life as a ransom for many. —Mark 10:45*

3. We lead by persevering. Leadership is not for the faint-hearted, and it will undoubtedly have its challenges. Paul himself experienced conflicts without **(Acts 20:19, 23)** and conflicts within **(Acts 20:29-30)**, but he continued to minister faithfully until the end.

4. We lead by speaking truth in love. Paul was faithful in declaring the truth even if that meant telling people things that might be hard for them to accept. *... for I didn't shrink from declaring all that God wants you to know. —Acts 20:27*

5. We lead by being missional. Paul's life showed that he lived to fulfill the calling given to him by the Lord: giving witness to the Gospel of Jesus Christ. *But my life is worth nothing to me unless I use it for finishing the work assigned me by the Lord Jesus—the work of telling others the Good News about the wonderful grace of God. —Acts 20:24*

6. We lead by protecting the flock. Leaders must seek to protect their people from wayward teachings and their harmful effects. We believe that the Bible is the supreme authority to everything. Anything we teach or learn in our groups should align with Scripture. *So, guard yourselves and God's people. Feed and shepherd God's flock—His church, purchased with His own blood—over which the Holy Spirit has appointed you as leaders. —Acts 20:28*

7. We lead by being committed to The Word. We must be students of The Word. In fact, having a burden to know God and His Word is an essential part of leading a group well. Paul commended the Ephesian elders to God and the *‘...word of His grace...’ —Acts 20:32*

8. We lead by working hard. Serving others sometimes requires sacrifice. Paul may have received some support from those he served, but he also chose to work, day and night, to meet his own needs. *And I have been a constant example of how you can help those in need by working hard. — Acts 20:35a*

GROUP DYNAMICS

The following information will help you create a group dynamic that fosters spiritual growth and transformation through discipleship while staying aligned with the mission and vision of Cedar Valley Church.

1. Connection 2. Discussion 3. Prayer

Elements of Group Time—90 Minutes of Purpose

Each meeting should be made up of **three** things:

1. **Connection time** | Get to know each other
2. **Discussion time** | Discuss what you're studying
3. **Prayer time** | Pray together

PREPARATION

- Pray and ask God to set the agenda for your meeting.
- Review the curriculum and any additional resources before your meeting.
Decide in advance which questions seem most important to ask and which could be skipped if time runs short.
- Allow yourself time to set up a welcoming environment.
- Send a reminder to members about the first time you meet.
- Consider using nametags to help everyone learn names for the first few weeks.

THE LEADER—LEAD WITH YOUR BEST

1. **Have a heart to shepherd the members of your group.** *Lead them like a shepherd and carry them in your arms forever. —Psalm 28:9*
2. **Pray daily!** Pray for the members of your group and pray for wisdom and strength to lead your group well. *Pray in the Spirit at all times and on every occasion. Stay alert and be persistent in your prayers for all believers everywhere. —Ephesians 6:18*
3. **Be sensitive to the Holy Spirit.** Take time to ask for and listen to His guidance. *Anyone with ears to hear must listen to the Spirit and understand what He is saying to the churches. —Revelation 3:6*
4. **Be confident as a leader.** God has called you to this moment. If you only do what you feel comfortable doing, you don't need God. God's best is often found outside your comfort zone! ... *"My grace is all you need. My power works best in weakness." So now I am glad to boast about my weaknesses, so that the power of Christ can work through me. —2 Corinthians 12:9*
5. When you feel like your past disqualifies you, **remember God uses imperfect people.** *It is not that we think we are qualified to do anything on our own. Our qualification comes from God. He has enabled us to be ministers of His new covenant. This is a covenant not of written laws, but of the Spirit. The old written covenant ends in death; but under the new covenant, the Spirit gives life. —2 Corinthians 3:5-6*

THE PEOPLE

Adding Group Participants

Start with prayer. **Ask God to send the right people.** Ask Him for open doors in conversation with friends, coworkers, and neighbors. **Take notice of who is open and invite them!** People tend to make decisions in groups. Be sure to ask them who else they might want to bring. It will also help newcomers feel comfortable and even more welcome. "Are you in a Life Group?" is a great question to ask new people you meet at church. **Even if your group is full,** you can suggest joining a group and help them take that next step on their path of discipleship.

Group Size—Try to keep your group at 14 people or under. Groups over this size should pray about branching off into another group. While this is very challenging for us, multiplication is a beautiful thing and should always be a goal in discipleship.

Leading People

Everyone in your group will be at different places on their discipleship journey. The vision of helping take intentional steps is not to get them to do everything at once; it's to help identify where they currently are and **offer one more step to help them grow.** Here are some **examples** of steps you can share depending on where a group member is on their discipleship journey:

- Encourage them to start attending Sunday service if they aren't already.
- Encourage them to read the Bible regularly (S.O.A.P.) and share about CV's Reading Plan.
- Encourage them to start praying regularly.
- Share your personal story and what God has been teaching you.
- Share how Next Step can help them discover their purpose and invite them to attend.
- Invite them to partake in Believers Baptism. Invite your Life Group to be there to celebrate with them.
- Encourage them to volunteer at church.
- Encourage them to begin tithing.
- Encourage them to invite a friend or neighbor to church or your Life Group.

Gauging Spiritual Growth

How do I measure if group members are moving forward in their spiritual journey? Ask!

Make it part of your discussion whether in a group or individually.



The **Group Feedback Form** is designed for you to use as a tool to evaluate the spiritual growth of your entire group. You can use this tool in conjunction with these questions to guide your conversation.

Scan the code or find the form at cvchurch.org/leadagroup.

- What made you decide to join our Life Group? What are you hoping for?
- What brought you to Cedar Valley?
- Have you taken the Next Step classes yet? If so, what are your top three spiritual gifts?
- What do you feel like God has been doing in your life lately?
- How are you hoping to grow in your faith over the coming year? What is God saying?
- What are you focused on in your life right now?
- Have you volunteered yet? If so, where are you serving, and what has the experience been like?

Testimonies

We love hearing about lives that are changed through Life Groups. You can email your stories to your ministry department pastor/director or to groups@cvchurch.org.

Absences

How do I handle absences? If a member emails, texts, or calls to communicate an upcoming absence, no follow-up is needed. Reach out to your coach if you need help with this process.

1st absence | GL or any member follow-up (If member, report back to GL).

2nd consecutive absences | GL follow-up to do some friendly troubleshooting. Is this a good day? Good time? We want you here.

3rd consecutive absences | GL follow-up and have an honest conversation. Release them if it isn't a good fit and remove them from your group. Ask if they want help finding a different group.

Difficult Situations

If you encounter a difficult situation within your Life Group, please know that **you are not alone.** If a member is going through a crisis, rally the group around them to provide prayer, encouragement, and support. Use wisdom and be sensitive to their situation. If you are unsure of what to do, **don't hesitate to ask your coach.** Also, you and/or the group member (or parent) can call your ministry department pastor. Support Groups that we offer may also help. Visit cvchurch.org/findsupport for details.

Confidentiality

Confidentiality is **extremely important.** Ask group members to agree to confidentiality as soon as the group begins. If you suspect abuse is happening, it is okay to break confidentiality. Abuse can fall under four different categories: physical, sexual, emotional, and neglect. Abuse can be adult to minor or adult to adult. **If you find any signs of abuse or suspect it, contact your ministry department pastor/director immediately.**

THE ENVIRONMENT

We encourage Adult Life Groups to meet outside the church building as much as possible. However, if you have children, we encourage you to consider meeting on campus on Wednesday nights so your children can take part in our age-specific Life Groups for kids. Contact groups@cvchurch.org to reserve space.

- **Have fun** through laughter by creating an enjoyable environment. Think hospitality.
- **Respect** people's time by starting and ending your group on time. Make a plan.
- **Empower** members to lead within the group with the intentional mindset of multiplication.
- **Rally** the group around a member going through a crisis. Use wisdom and be sensitive. Stop and pray whenever the situation calls for it.

THE DISCUSSION

Creating Great Group Dynamics

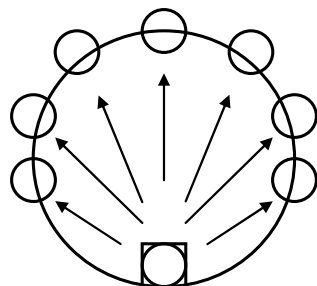
A key element for building a Life Group into a community of disciples is having effective discussions. Facilitating involves asking good questions (i.e. open-ended, follow-up) and helping the group grapple with these questions and their answers as a group. **Your role is to keep the discussion biblically focused to lead them into a greater understanding of Scripture and the application of its principles to their lives.**

1. Facilitate the discussion. One of the main roles of a GL is to facilitate discussion. There are times when a GL might do more talking to explain something in the material but then transition to an open discussion. Leaders must create an open atmosphere that invites group members' participation and values their input. We use the **70/30 rule**, allowing group members to do **70%** of the talking and limiting the GL to only **30%**.

The following diagrams show two examples of Life Group dynamics to avoid and one example to follow.

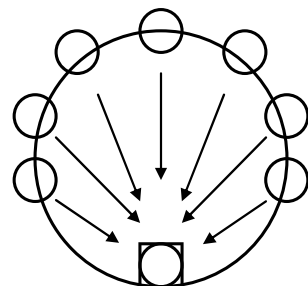
NOT THIS

Leader doing all the talking



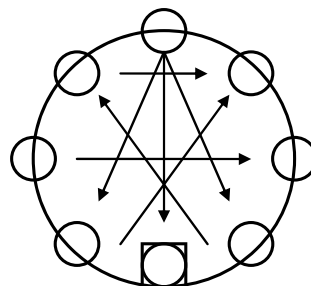
NOT THIS

Group responding only to the leader



YES THIS

Group interacting as the leader guides discussion



2. Set expectations. To help people feel comfortable in your group, let them know what to expect. **Take time to share how the group will flow week to week.** This can include things like explaining the times you will begin and end the group, how discussion or group activities will happen, and how group members can share prayer requests or best engage in the group.

3. Keep the discussion positive. If the conversation takes a negative or destructive turn, **guide it back to a healthy place.** If someone needs to talk about a sensitive or complex issue, you can follow up individually or privately after the group or call your coach to help you respond well.

4. Keep the conversation relevant to everyone. Remember people in your group will be at different places in their spiritual journey. Be thoughtful when you talk about spiritual concepts or church terms that might be unfamiliar to new Christians or new churchgoers.

5. Respect boundaries. We want to maintain integrity and purity in our Life Groups. These boundaries will help protect the leaders and group members from entering an uncomfortable or inappropriate situation. **While a couple may minister to a single person, never minister to a member of the opposite sex alone.**

6. Get comfortable with silence. Silence means people are thinking. Avoid jumping in with your thoughts and allow others to think deeply about the questions.

7. It's okay not to have all the answers. It's a good thing to wrestle with tough questions. Thankfully, we can find guidance through prayer, Scripture, and the Holy Spirit. **Encourage group member(s) who have questions to read the Bible and pray about it.** Also, let them know that you will do your best to get some information and get back to them at your next Life Group meeting. Do some personal research and/or call your coach to get advice. Ask others in the group if they have an answer.

Conversation Starters

Here are a couple of **conversation starters** to help get people talking as your group gets to know each other:

1. How did you learn about our group?
2. What are your hobbies?
3. What are you looking forward to this year?
4. What brought you here?
5. What are you hoping to get out of this Life Group?

THE CURRICULUM

Curriculum that needs approval:

- **RightNow Media** | Available on cvchurch.org > Media > RightNow Media.
- **Any other study.**



To receive approval, fill out a **Curriculum Selection Form**. Visit the website for a list of approved studies for Adult GLs. cvchurch.org/leadagroup

Preapproved curriculum:

- **CV Sunday Teaching Series** | Discussion guides available.
- **The Promise Principle**
- **Discover the Bible Study app**. The questions in the app are simple and can be applied to any passage of the Bible. Here are the questions:

Step 1: **Read the Story.**

Step 2: **Retell the story in your own words.** Practice—speak it out loud or write it down. If you struggle to remember, read or listen to it again.

Step 3: **Discover the Story.** When you feel familiar with the story, take time to think over or discuss the following questions:

- What does this story tell me about God?
- What does this story tell me about people?
- If this is God's Word, what changes would I have to make in my life?
- Who am I going to tell?

HOW TO MULTIPLY

In Life Groups, we need to think in terms of both addition and multiplication. Addition happens when we make disciples by always inviting new people into our groups. Multiplication happens when we make disciples who make disciples by stepping out to lead their own group ([Matthew 28:19](#)).

Identify Future Leaders—[Matthew 16:18](#) The next leaders are already a part of Life Groups. They don't need to have special skills, but we're looking for specific character traits. Look for people who:

- Love people
- Lead themselves well
- Are consistent
- Are flexible
- Are teachable and coachable

Leaders don't have to be . . . *Bible scholars, super charismatic/extroverted, or highly experienced.*

Invite to Greater Depth—[Matthew 17:1](#)

- Call potential leaders higher by affirming the leadership giftings you see in them
- Give them opportunities to share leadership in the current group
- Invite them to attend a meeting with your coach

Intentionally Send—[Matthew 28:19–20](#)

- Help facilitate the connection to your coach and ministry lead
- Help invite people to their new group
- Pray for the leader and their new group
- Check in with them and STAY CONNECTED

HINDRANCES TO DISCIPLESHIP

Gossip

Gossip is a sin and causes great harm. When sharing personal issues and prayer requests, it's important not to speak about another person in a way that would change how others see them by negatively impacting their character. **A good question to ask is, "Have you talked to this person about it?" Even better, "Have you talked to God about this situation? What is He saying?"** If they haven't, encourage them to pray and talk to the person directly if it's safe to do so. **Proverbs 18:8**

Lack of Discussion

While teaching is very important and is a spiritual gift, a teacher in a Life Group can put others in receiving mode rather than actively learning and discussing for themselves. **It's important that group members believe in their own ability to mine truths from the Bible and hear from God.** Facilitation and discussion-based learning is where Life Groups thrive. **Proverbs 27:17**

Infrequency

Meeting infrequently can slow down discipleship if group members lose focus on studying and discussing God's Word. Weekly meetings are recommended as the best option. Frequency allows us to remain in the Word, worship, pray together, keep each other accountable, and receive support through trials. **John 15:4**

This list is not exhaustive. **If you need help tackling a hindrance to discipleship in your group, talk with your coach, who will pray with you and help you plan for your specific situation.**

It's important that group members believe in their own ability to mine truths from the Bible and hear from God.

COACHING

Coaches are necessary resources in each ministry. Life Group Coaches come alongside Group Leaders to encourage and help them stay on course. Coaches are like Barnabas, who was sent to the growing church in Antioch.

When the church in Jerusalem heard what had happened, they sent Barnabas to Antioch. When he arrived and saw this evidence of God's blessing, he was filled with joy, and he encouraged the believers to stay true to the Lord. Barnabas was a good man, full of the Holy Spirit and strong in faith. And many people were brought to the Lord.—Acts 11:22-24

Coaches want to see Group Leaders and their groups flourish. Coaches are great listeners and ask questions that help them discover what's most important for the spiritual growth of their group. Elements of Coach meetings are founded on God's Word and His love for Leaders and the people they serve.

Through the coaching process, we hope you will discover the desires God has placed in your heart, what He is saying, and the next best steps for your group.

For we are God's masterpiece. He has created us anew in Christ Jesus, so we can do the good things He planned for us long ago. — Ephesians 2:10

Ask me and I will tell you remarkable secrets you do not know about things to come. —Jeremiah 33:3

Let us think of ways to motivate one another to acts of love and good works. —Hebrews 10:24

CHANGE OUR WORLD

To change your world, we must **disciple and serve** others by acting on the Great Commission and New Commandment.

FLOW-ON EFFECT OF DISCIPLESHIP

The discipleship process is a flow-on effect through our Life Groups model.

1. Church Leadership disciples and serves Ministry Leads by empowering and providing guidance and resources to help them be successful.

2. Ministry Leads then pour into and disciple Coaches using the same methods, helping them grow and succeed.

3. Coaches then pour into and disciple GLs by providing support and more as they minister to each GL and their families by providing prayer, guidance, and care.

4. GLs, in turn, disciple and serve group members through hospitality, discussing Scripture, prayer, guidance, and by ministering to individuals within their group in the same way coaches minister to them.

5. Groups, initiated and led by GLs, then disciple and serve others outside the church by serving our community through a hands-on, interactive **LOCAL SERVE** opportunity. In addition, members are encouraged to disciple and serve others by joining a **GLOBAL TEAM**.

LOCAL SERVE

Extending Hands to Our Neighbors

The goal of a Local Serve is to *share the love of Jesus by serving our neighbors and meeting practical needs* in an interactive, hands-on way. You'll build bridges into others' lives, ultimately leading them to Christ, to church, into our groups, and starting them on the same discipleship journey you're on.

There are incredible opportunities to serve others in our local communities, and we want to be a part of making a difference. **We ask individual groups to participate in one Local Serve opportunity together each year.** Groups choose a hands-on, interactive Local Serve activity that works best for the group. The Local Serve activity is completely initiated and led by GLs. If you need help getting started, talk with your Coach.

Defining a Local Serve

Help your group figure out a Local Serve activity—*ask these questions:*

1. Where do my group members live?
2. What does my group have a heart for?
3. What skills are represented in our group?
4. What needs are we aware of in our community (city, schools, hospitals)?

How do you define if the activity you're thinking of is considered a Local Serve?

1. Does the activity meet the goal of a Local Serve as defined on page 20?
2. Is it an activity your whole group can participate in?

Here are some ideas that meet the definition of a Local Serve. You are free to think and dream beyond this list.

- Rake leaves for an elderly neighbor.
- Paint a classroom at a neighborhood public school.
- Do gardening at Cornerstone Women's Shelter.
- Serve food, sort groceries, and bus tables at Food in the Hood.
- Serve meals at Union Gospel Mission or Life Center Minneapolis.

Once you've defined ideas that would be best for your group, pray and decide together what Local Serve you will do. **Lastly, GLs, fill out the online Local Serve Reflection Form to let us know what Local Serve opportunity you did and the impact it had on your group and the community.** If you have any questions, please do not hesitate to contact us at groups@cvchurch.org.



For a list of organizations Cedar Valley partners with and ideas to help inspire your Local Serve, visit cvchurch.org/localserve.

GLOBAL TEAMS

Mobilizing Feet to the Nations

The goal of a Local Serve is to share the love of Jesus by serving our neighbors and **Global Teams is one of the ways we are reaching the world with the Good News of Jesus Christ.** Every year, teams of volunteers travel around the world alongside Cedar Valley missionaries to help meet physical and spiritual needs and share the love of Jesus. Our vision is to send every person in our church on a Global Team at least once in their lifetime. How exciting would it be if you or one of your group members joined a Global Team! This is a chance for all of you to rally around them providing prayer, encouragement, and financial support. **Questions about Global Teams? Watch the eNews for more information or visit cvchurch.org/missions.**

ENHANCING THE EXPERIENCE & SPIRITUAL GROWTH

PRAYER CIRCLES | ALL GLS ARE ENCOURAGED TO ATTEND

At Cedar Valley, our corporate prayer gatherings are called Prayer Circles. When we envision praying together it's not in rows but in circles because circles represent unity and community. ***Praying together is powerful!*** It transforms, breaks bonds, and can move mountains!

PAUSE & PRAY | ADULT GROUPS ARE REQUIRED TO ATTEND TOGETHER

These nights provide an opportunity for the Holy Spirit to do something incredible in our lives and in our community. Along with opportunities to share testimonies of what God is doing in your life, we'll worship together, and pray for each other, our church, and our community. ***On these nights, Life Groups will take one week off groups to attend together.***

FALL & WINTER LAUNCHES | ALL GLS ARE ENCOURAGED TO ATTEND

Life Groups are a key component of ministry at Cedar Valley, and we believe it's important to ***commission their launch twice a year with a celebratory gathering.*** Along with other fun elements during service, we'll recognize all GLs appointing them to the call to serve.

CONNECTS | ALL GLS ARE ENCOURAGED TO ATTEND

Several times a year, we host Connects, which ***provide an opportunity for people to get to know each other and potentially join or form groups.*** Group Leaders and members attend the Connects to get to know others who are not part of a Life Group and share their group experience.

CLASSES | ALL GLS ARE ENCOURAGED TO ATTEND

Cedar Valley offers 3 to 8-session, 1-hour focused, in depth studies throughout the year that will help you grow in your faith and understanding of the Bible.

CALLS TO PRAY & FAST | ALL GLS ARE ENCOURAGED TO PARTICIPATE

Cedar Valley's foundation was built on ***prayer and prayer is key in everything we do.*** We want God to move in new and more powerful ways and it starts with praying and fasting.

GL TRAINING | ALL GLS ARE REQUIRED TO ATTEND

All GLs ***come together to receive training, updates, and information*** on everything groups related. Leaders will hear from the Groups Leadership Team, as well as have time for specific ministry department training.

VOLUNTEER CELEBRATION | ALL GLS ARE ENCOURAGED TO ATTEND

An event where all ***Cedar Valley volunteers can come together united in one mission.*** It's an opportunity for us to show our appreciation for your sacrificial service, provide elements to strengthen the team, and inspire everyone to live missionally.

DISTRICT EVENTS

Cedar Valley is part of the Assemblies of God (AG) denomination. ***The AG Minnesota District has several events throughout the year for men, women, young adults, and more*** that our groups can attend to grow in their faith together. Information will be sent out in the GL eNews when an event is coming up so that GLs can communicate it to group members and discuss whether they'd like to attend together at some level. For more details, visit mnaog.org.

Thrive Women's Conference

Young Adult WKND

MN Men United

30 for Freedom

Sisterhood Leadership Retreat

Single Mom's Retreat

Kids' XP

Kids Camp

Men's Advance

YTH Camps

YA.Today Conference

National Fine Arts Festival

Fine Arts Festival

YTH Valleyfair Day

District Council & EQUIP Conference

GROUP LEADER AGREEMENT

I AGREE TO:

- Fully support the mission and vision of Cedar Valley Church with my attitude, words, actions, and prayers.
- Promote unity in the church by valuing people, handling conflict biblically, and avoiding gossip and slander.
- Submit to the leadership God has established in the church and pray for them regularly.
- Pursue a life of holiness.
- Live a life of sexual purity according to God's standards.
- Make the Bible a part of my everyday life by reading it consistently and asking God for wisdom to apply it to my life.
- Attend Sunday services faithfully and look for opportunities to invite others to join me.
- Lead a group to build relationships, grow, and encourage others.

I WILL:

- Strive to create an atmosphere of authenticity among group members.
- Encourage confidentiality in our group. The things we talk about won't leave our group.
- Participate in ongoing leader trainings.
- Be responsible for all group supplies, tech, and resource needs (i.e. reserved space at Cedar Valley).
- Handle conflict in the group with wisdom and patience and notify my Life Group Coach and/or department pastor if something comes up that requires pastoral care.
- Make sure the meeting space is ready, clean, and inviting. When using Cedar Valley spaces, I will leave the space as I found it, and I will remain flexible if scheduling conflicts occur.

RESOURCES

RIGHTNOW MEDIA | FOR ADULT GLS

Looking for curriculum for your group? RightNow Media is a video library that offers free Bible-based resources. Visit cvchurch.org > *Media* > *RightNow Media*.

CORE GROUPS | FOR ADULT GROUP MEMBERS

Core Groups are designed to help people grow deeper in their relationship with Jesus. If someone in your group could benefit from attending a Core Group, encourage them to go. Consider attending with them or asking another group member to join.

FRESH START | YEAR-ROUND | 4 Sessions

Start growing in your relationship with Jesus. Whether you're new to faith or returning, this is for you.

ALPHA | 2X YR Fall & Winter | 9 Sessions

Explore who Jesus is, why He died, how to read the Bible, and more in this practical introduction to the Christian faith.

FREEDOM | 2X YR Winter & Spring | 8 Sessions

Discover greater freedom in your life, faith, and future by learning who you are in Christ. Recommended after completing Alpha.

SUPPORT GROUPS AND PROGRAMS AT CEDAR VALLEY

Sometimes, group members face challenges that require more support than your group can provide. For information, visit cvchurch.org/findsupport.

GL ENEWS | GLS ARE AUTOMATICALLY ADDED

A *monthly eNews* is sent out to all GLs. This is the main communication vehicle to GLs. If you're not receiving GL eNews, notify groups@cvchurch.org.

MAIN ENEWS | SIGN UP AT CVCHURCH.ORG

We highly recommend that GLs sign up to receive the *Main eNews*. This biweekly eNews is Cedar Valley's main way to communicate everything you need to know about what's happening.

08/2025

CEDARVALLEY
CHURCH

8600 BLOOMINGTON AVE S
BLOOMINGTON, MN 55425
cvchurch.org | 952-854-1100